

System calls

Gaël Thomas



CSC4508 – Operating Systems

2022–2023

1 Operating systems

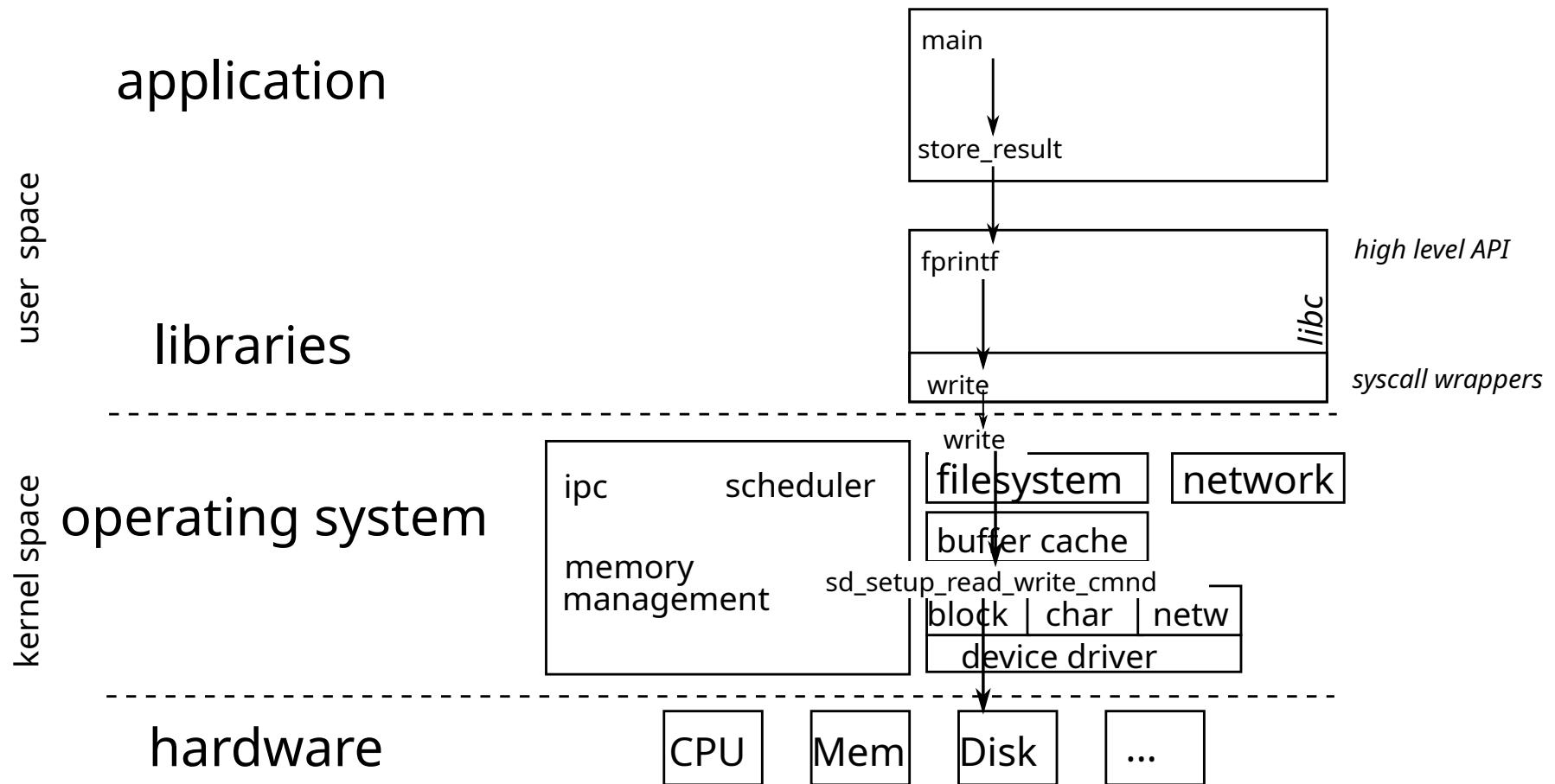
■ Features

- ◆ Offers a unified **programming interface** to the developer
- ◆ Hides hardware implementation details
- ◆ Allows you to run multiple **processes** on a **processor**

■ Composition

- ◆ A **library** called **kernel** (*noyau* in French)
 - ▶ Unified programming interface (open, fork, etc.)
 - ▶ Defined by specifications (System V, POSIX, Win32...)
- ◆ + A **set of programs** allowing to interact with the core
 - ▶ ls, cp, X, gnome, etc.

1.1 Operating systems (2/2)



1.2 Testing the return value of system calls and functions

- You must **always** test the return value of a system call and deal with errors
 - ◆ Prevent the propagation of errors (the discovery of the error can take place much later)
 - ▶ see the *fail-fast* approach presented in CSC4102
- `errno`: external variable indicating the cause of the last error
 - ◆ The `ERRORS` section in a function manual describes the possible causes of error.

2 Stack frames

- Each function call creates an *stack frame*
- A *stack frame* contains
 - ◆ local variables
 - ◆ a backup of the modified registers
 - ◆ the arguments of the function (specific to 32-bit x86 architectures)
 - ◆ the return address of the function (specific to x86 architectures)

2.1 Content of a *stack frame*

- A *stack frame* is defined by
 - ◆ a base address that indicates where the *frame* begins (the `rbp` register on x86)
 - ◆ the address of the top of the stack (the `rsp` register on x86)
- Function entry:
 - ◆ Save `rbp` (using `push rbp`)
 - ◆ Reset `rbp` (using `mov rbp, rsp`)
- Function exit:
 - ◆ Restore of the old `rbp` (`pop rbp`)
 - ◆ Jump to the return address (`ret`)

2.2 Buffer overflow

- (in French *dépassement de tampon*)
- Writing data outside the space allocated for a buffer
- Risk of overwriting other data
- Security vulnerability: overwriting data may change the behavior of the application

2.2.1 Stack overflow

- Using a *buffer overflow* to change the program execution flow
 - The return address of a function is on the stack
- ⇒ possibility of *choosing* the code to be executed afterwards

2.2.2 How to prevent buffer / stack overflow?

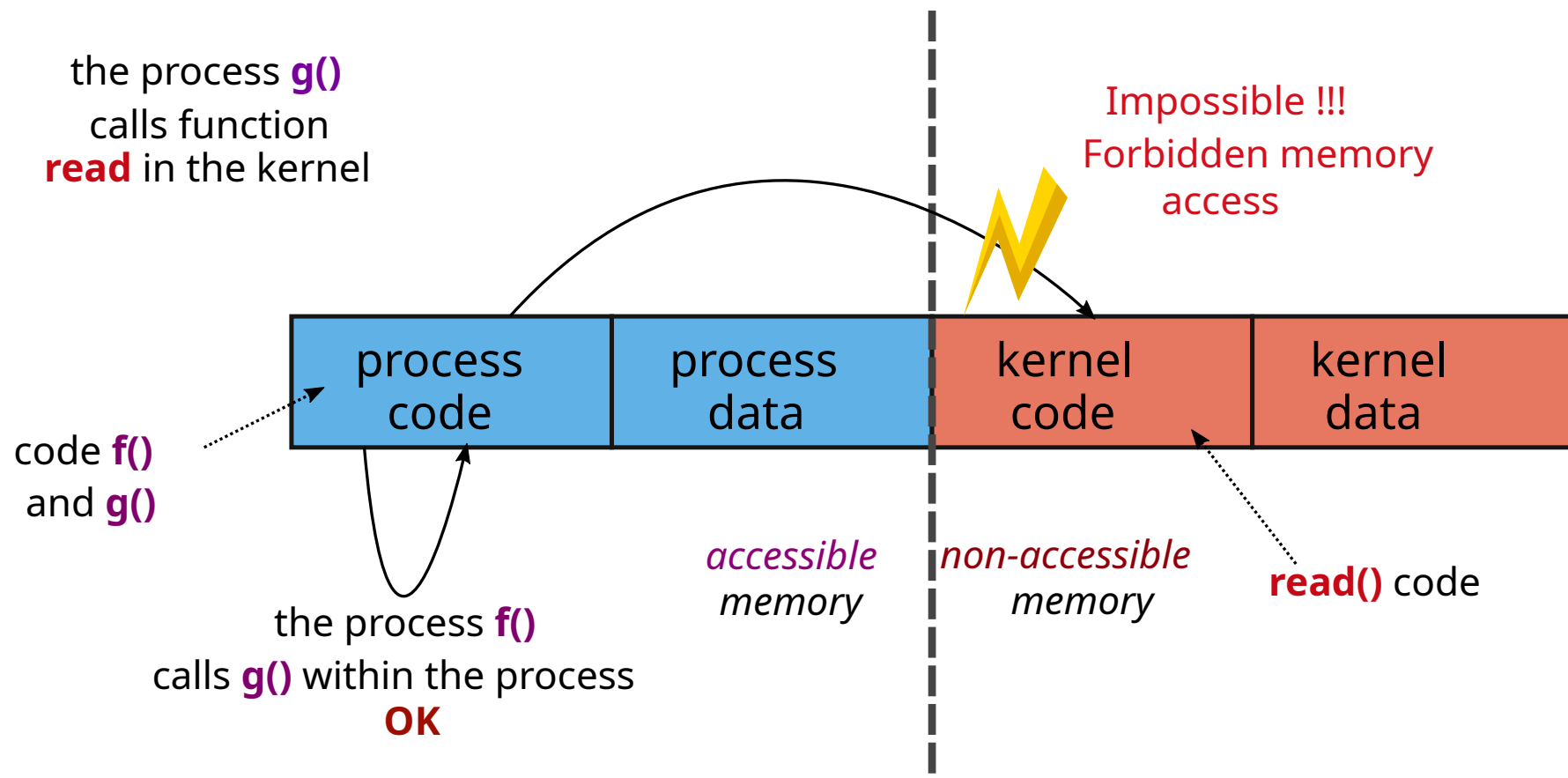
- Check the boundaries of buffers
 - ◆ done automatically in Java
 - ◆ not done in C / C ++ because it is too expensive
- Do not use the “ *unsafe* ” functions (strcpy, gets ...)
 - ◆ Use their safe counterpart instead (strncpy, fgets ...)
- Non-executable stack (enabled by default by Linux)
 - ◆ avoid the execution of an arbitrary code
- *Stack canaries*
 - ◆ A *canary* (a specific value) is placed on the stack when entering a function
 - ◆ If when exiting the function, the *canary* has been modified, there has been a *stack overflow*
 - ◆ Use the `-fstack-protector-all` option in gcc
- *Address space layout randomization* (ASLR) (enabled by default by Linux)
 - ◆ load the application code to a random address

3 User/system interface

- The kernel must *protect* from processes
 - ◆ To avoid bugs
 - ◆ To avoid attacks
- For this, the **processor** offers two operating modes
 - ◆ The ***system mode***: access to all the memory and to all the processor instructions
 - ◆ The ***user mode***: access only to the process memory and to a restricted set of instructions
 - ▶ In particular, no direct access to peripherals and instructions that manage the permissions associated with the memory

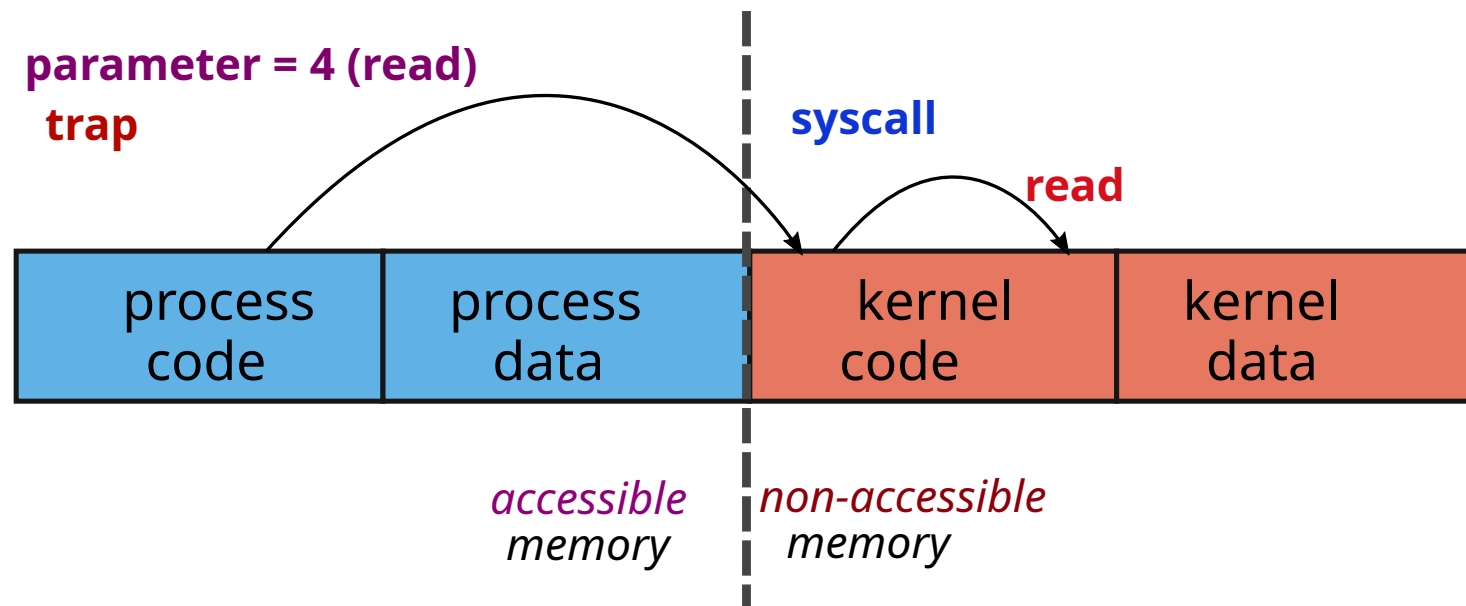
3.1 User/system interface

- Problem: how do you call a kernel function when you can't access its memory?



3.2 User/system interface

- Solution: special processor instruction called trap
 - ◆ The kernel associates the address of a `syscall` function to trap
 - ◆ To call a kernel function
 - ▶ The process gives the function number to call via a **parameter**
 - ▶ The process executes the trap instruction
 - ▶ The processor changes mode and executes the `syscall` instruction
 - ▶ `syscall` uses the **parameter** to select the kernel function to be executed



Bibliography